

The Mitten

STORY SEQUENCING

Activity Cards



Created by Erin Blecki
Updated January 2014

<http://creatingandteaching.blogspot.com>

WHAT'S INCLUDED

Sequencing Cards:

- Use the included cards to sequence the characters you meet in the story.






Number Cards:







- Use the number cards to place under the character pictures to practice ordinal counting

Recording Page:

- Use the included recording page as a whole group activity, or additional independent practice.

This activity would also work great as a center with a pocket chart!





1st

First

7th Seventh

2nd Second

8th Eighth

3rd Third

9th Ninth

4th Fourth

10th Tenth

5th Fifth

11th Eleventh

6th Sixth


THE MITTEN SEQUENCE

Name: _____


Place the characters from the story in the correct order. Write the ordinal word on the line next to the correct character



©nc12




©nc12




©nc12



©nc12



©nc12






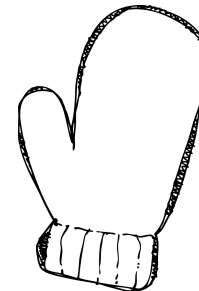


©nc12






©nc12



THANK YOU!

Thank you for downloading/purchasing this item! This item is intended for single classroom use only. Please direct all others interested in this item to my store or blog to download their own copy. Thank you for your honesty and understanding.

Graphics used in this item were created by:



Fonts used in this item were created by:



Be sure to visit my blog for more great ideas and resources!

<http://creatingandteaching.blogspot.com>

