

The Hat

Pattern Cards Freebie



© 2018 Research Based Teaching Tools



Research Based TEACHING TOOLS

NURTURE A LOVE OF LEARNING

Thank you from Research Based Teaching Tools!

About the Author: Greetings! I'm Ms. Zank creator of Research Based Teaching Tools! I hold a B.S. Human Development and Family Science, a M.A. Teaching, and an Endorsement in Special Education. I have been a teacher since 2002. I have taught kindergarten, 1st grade, 3rd grade, was a Reading Specialist, Autism Consultant and Special Education teacher to grades K-8th grade. My materials are based on the variety of learning environments I have enjoyed working in over the years. My favorite experience was teaching as a Life Skills Teacher and Reading Consultant. In my spare time I play the piano, compose music, and love taking walks with my sweet 14 year old dog. I also enjoy spending time with friends and family. Research Based Teaching Tools has been in existence since 2012. I began with a website for one year. After that I found TPT, and just fell in love with the products I found for my own students. I decided to transfer my store to TPT and have not looked back.



Ms. Zank



Penny

I also love to take road trips. Here are some pictures of my most recent trip.



The Grand Canyon



The Grand Canyon










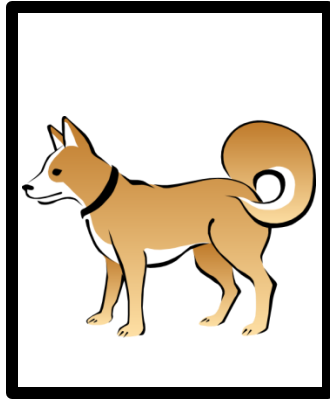

Mesa Verde



Mesa Verde






Pattern Card Pieces





Pattern Cards:

Print out pattern cards on cardstock using a color printer. Laminate pattern cards with 3 to 5 mil. lamination sheets. You may use Velcro to stick pattern pieces on to pattern cards. I have found that they don't get lost as easily.




Pattern Cards:

Print out pattern cards on cardstock using a color printer. Laminate pattern cards with 3 to 5 mil. lamination sheets. You may use Velcro to stick pattern pieces on to pattern cards. I have found that they don't get lost as easily.




Pattern Cards:

Print out pattern cards on cardstock using a color printer. Laminate pattern cards with 3 to 5 mil. lamination sheets. You may use Velcro to stick pattern pieces on to pattern cards. I have found that they don't get lost as easily.






Pattern Cards:

Print out pattern cards on cardstock using a color printer. Laminate pattern cards with 3 to 5 mil. lamination sheets. You may use Velcro to stick pattern pieces on to pattern cards. I have found that they don't get lost as easily.



Pattern Cards:

Print out pattern cards on cardstock using a color printer. Laminate pattern cards with 3 to 5 mil. lamination sheets. You may use Velcro to stick pattern pieces on to pattern cards. I have found that they don't get lost as easily.



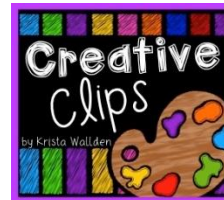


Research Based TEACHING TOOLS

Thank you for your purchase!

TERMS OF USE: All rights reserved. Purchase of this item entitles the purchaser the right to reproduce the pages in limited quantities for classroom use only. Duplication for an entire school, an entire school system or commercial purposes is strictly forbidden without written permission from the author. Copying any part of this product and placing it on the internet in any form (even a personal/classroom website) is strictly forbidden and is a violation of the Digital Millennium Copyright Act (DMCA). These items will be located by Google and traced back to the publishing site. If you would like to share this resource with another teacher, please purchase an additional license.

Clip Art
Credits



KPM Doodles