


# Pumpkin Counting Playdoh Mats

Created by Erin Blecki 2012  
<http://creatingandteaching.blogspot.com>




♥n42

Put 1 pumpkin on the vine.




vnq2

Put 2 pumpkins on the vine.




vnq2

Put 3 pumpkins on the vine.




vnq2

Put 4 pumpkins on the vine.




Put 5 pumpkins on the vine.




vnq2

Put 6 pumpkins on the vine.






Put 7 pumpkins on the vine.







Put 8 pumpkins on the vine.



Put 9 pumpkins on the vine.



Put 10 pumpkins on the vine.



vnq2

# Thank You!

Thank you for purchasing/downloading this item. This item is intended for single classroom use only. If someone else is interested in this item, please direct them to my site. Unless of course you purchased multiple licenses via TpT. Thank you so much for your understanding and honesty! ☺

Fonts by:

[Creating & Teaching](#)  
[Hello Literacy](#)

Graphics by:

[Just So Scrappy](#)  
[KPM Doodles](#)  
[Melonheadz Illustrating](#)

Be sure to check out my blog for more great classroom resources and lesson ideas!  
<http://creatingandteaching.blogspot.com> be sure to follow me, and my TpT store!



creating & teaching  
creating classroom resources & teaching pre-k